



### BIG PICTURE:

ARMOUR OF GOD

### BIG IDEA:

TAKE UP

### BIG POINT:

PUT ON GOD'S ARMOUR AND STAND UP TO ANYTHING

### BIG WORD:

"LET THE LORD MAKE YOU STRONG. DEPEND ON HIS MIGHTY POWER. PUT ON ALL OF GOD'S ARMOUR. THEN YOU CAN REMAIN STRONG AGAINST THE DEVIL'S EVIL PLANS." EPHESIANS 6:10-11 (NIRV)

## BiG USER AGREEMENT

Upon purchase of this resource, Hillsong Kids BiG gladly grants the buyer (The Licensee) or the organisation they represent, a free and non-exclusive license to tailor Hillsong Kids BiG print materials to fit their unique leadership requirements. However, it is prohibited to make changes to doctrine, scripture references, biblical principles and concepts presented. Please see doctrinal guidelines we have expressed in our What We Believe statement.

These resources are intended to be printed for use only by the buyer or the organisation they represent and may not be electronically transferred to or duplicated by others. Any unauthorised reproduction of this material or incorporation into a new work is a direct violation of copyright laws.

© Hillsong Church. All rights reserved.

## DOCUMENT PURPOSE

This document is the Leader's Guide for BiG Picture ARMOUR OF GOD. It contains an outline to prepare an impacting small group time for you and your children.

The BiG 'Life with Jesus' User Guide document contains all the service element information, including the large group segment of your service.

Make sure you read through and prayerfully study this material prior to your service to be fully prepared to minister to your children.



### Learning Outcomes

- At the conclusion of this lesson children will:
- Learn that with God's armour they can stand against attack from the enemy.
  - Understand that with faith as small as a mustard seed we can move mountains.
  - Discover the shoes of peace and the shield of faith in the armour of God.

### BIG POINT:

PUT ON GOD'S ARMOUR AND STAND UP TO ANYTHING

### BIG WORD:

"LET THE LORD MAKE YOU STRONG. DEPEND ON HIS MIGHTY POWER. PUT ON ALL OF GOD'S ARMOUR. THEN YOU CAN REMAIN STRONG AGAINST THE DEVIL'S EVIL PLANS." EPHESIANS 6:10-11 (NIRV)

## KIDS DISCIPLESHIP GROUP (KDG)

### DOCUMENT PURPOSE

Use this KDG outline to prepare an impacting small group time for you and your children.

### CONNECT TIME

Share with the person next to you something awesome that happened this week.

### THE BIG QUESTION (TO DISCUSS IN YOUR KDG'S)

1. Why did a roman soldier have a shield and special shoes?

A shield protects you from attack. In a Roman soldier's armour, a shield stops flying arrows or sharp swords as they come hurtling towards them. The shoes of a roman soldier had spikes so that a soldier could dig his feet into the ground and hold his position when opposition came against him and tried to knock him down. Without these shoes, it would have been impossible for a soldier to stand against his enemy.

2. Why do we need a shield of faith and shoes of the gospel of peace?

With our shield of faith we can deflect the arrows of the enemy. Ephesians 6:16 (NIV) "Take up the shield of faith, with which you can extinguish all the flaming arrows of the evil one." The shield deflects arrows of fear, arrows of worry, arrows of doubt. The shield of faith protects us from anything the enemy might throw in our direction.

Take up God's armour, Ephesians 6:15 (NIV) "with your feet fitted with the readiness that comes from the gospel of peace." Without God's peace, it's impossible for us to stand against our supernatural enemy.

3. How can you stand up to anything?

We can stand up to anything by putting on God's armour. We have already won the battle because of Jesus, all we need to do is take up the armour and stand! Don't leave it hanging in the closet! Buckle on the belt of truth. Put the breastplate of righteousness in place. Fit your feet with the shoes of the gospel of peace. Take up your shield of faith. Put on the helmet of salvation and raise your sword of God's Word. Put on God's armour and stand up to anything!



### ACTIVITY SHEETS

Children complete the activity sheets in this time.

### THE BIG ACTIVITY

**Purpose:** To remind the children to take up their shield of faith.

**Directions:** Give each child a shield template printed from the print material files onto thin card paper. Children can cut around the edges of the shield shape and faith label. (If you have much younger children or a large group, you may like to pre-cut the shapes before the lesson.) Next children can cut the coloured shield shapes choosing two contrasting colours. Next they glue the shapes onto their shield before gluing the faith label over the top.

**Explanation:** Put on God's armour and stand up to anything. Buckle on the belt of truth. Put the breastplate of righteousness in place. Fit your feet with the shoes of the gospel of peace. Take up your shield of faith. Put on the helmet of salvation and raise your sword of God's Word. Put on God's armour and stand up to anything!

### BIG WORD

"Let the Lord make you strong. Depend on his mighty power. Put on all of God's armour. Then you can remain strong against the devil's evil plans." Ephesians 6:10-11 (NIRV)

Give each child a Big Word poster printed from the print material files. Children can colour in and decorate their Big Word poster as you have them repeat the verse together a number of times.

### GAME

Balloon Pass

Divide the group into two equal teams and ask them to stand in lines beside one another. Give the first players in each line a long thin balloon that they will hold onto between their knees. Using only their knees, they pass the balloon to the next player in their team, then to the next player and so on until the last player in their team has the balloon and holds it in the air. The first team to have all players pass the balloon and reach the end are the winners.

### PRAYER

Dear God,

Thank You for giving us armour so we can stand strong in our life with Jesus. Help us to take up our shield of faith and extinguish any attack of the enemy. May we walk in Your peace.

In Jesus name, Amen

### Supplies Needed:

From the print material files: Print the shield template and faith label on thin card paper and print shield shapes onto various coloured paper. Scissors, glue, colouring pencils.

### Supplies Needed:

Big Word poster printed for each child from the print material files.

### Supplies Needed:

Some long thin inflated balloons (rather than a round, regular balloon)



# BIG


YOUR NAME

## CURRICULUM LIFE WITH JESUS

*Big Idea*  
*Big Word*

### TAKE UP

"Let the Lord make you strong. Depend on his mighty power. Put on all of God's armour. Then you can remain strong against the devil's evil plans." Ephesians 6:10-11 (NIRV)



DESIGN YOUR OWN SHIELD OF FAITH

USE SOME PICTURES THAT REPRESENT YOUR FAITH IN GOD



WHAT DID JESUS SAY ABOUT FAITH? READ MATTHEW 17:20 & WRITE IT HERE

CAN YOU THINK OF 8 DIFFERENT TYPES OF SHOES?



- |         |         |
|---------|---------|
| 1 _____ | 5 _____ |
| 2 _____ | 6 _____ |
| 3 _____ | 7 _____ |
| 4 _____ | 8 _____ |


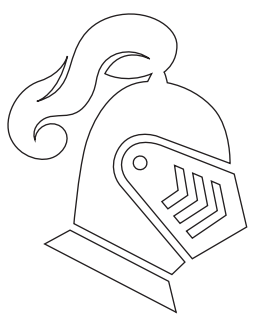
**BIG POINT  
TODAY I LEARNT...**

**PUT ON GOD'S ARMOUR  
AND STAND UP TO ANYTHING**

**PARENTS!**

Use these questions to kick start discussion with your children!

1. What does the shield represent in God's armour?
2. How can we stand up to anything?
3. Why does God give us armour?



“LET THE LORD


MAKE YOU STRONG.



DEPEND ON HIS  
MIGHTY POWER.




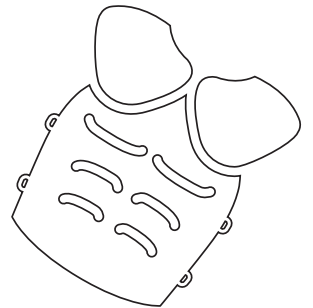
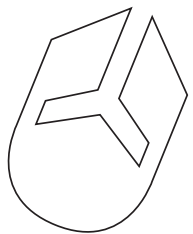
PUT ON ALL OF  
GOD’S ARMOUR.



THEN YOU CAN  
REMAIN STRONG

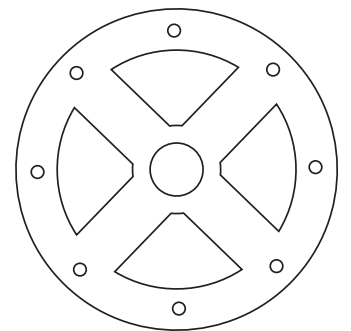
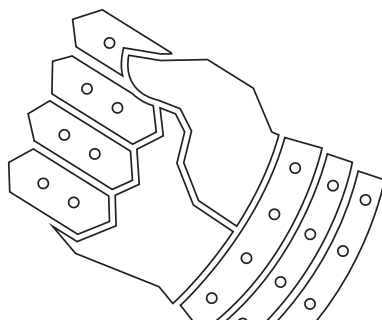


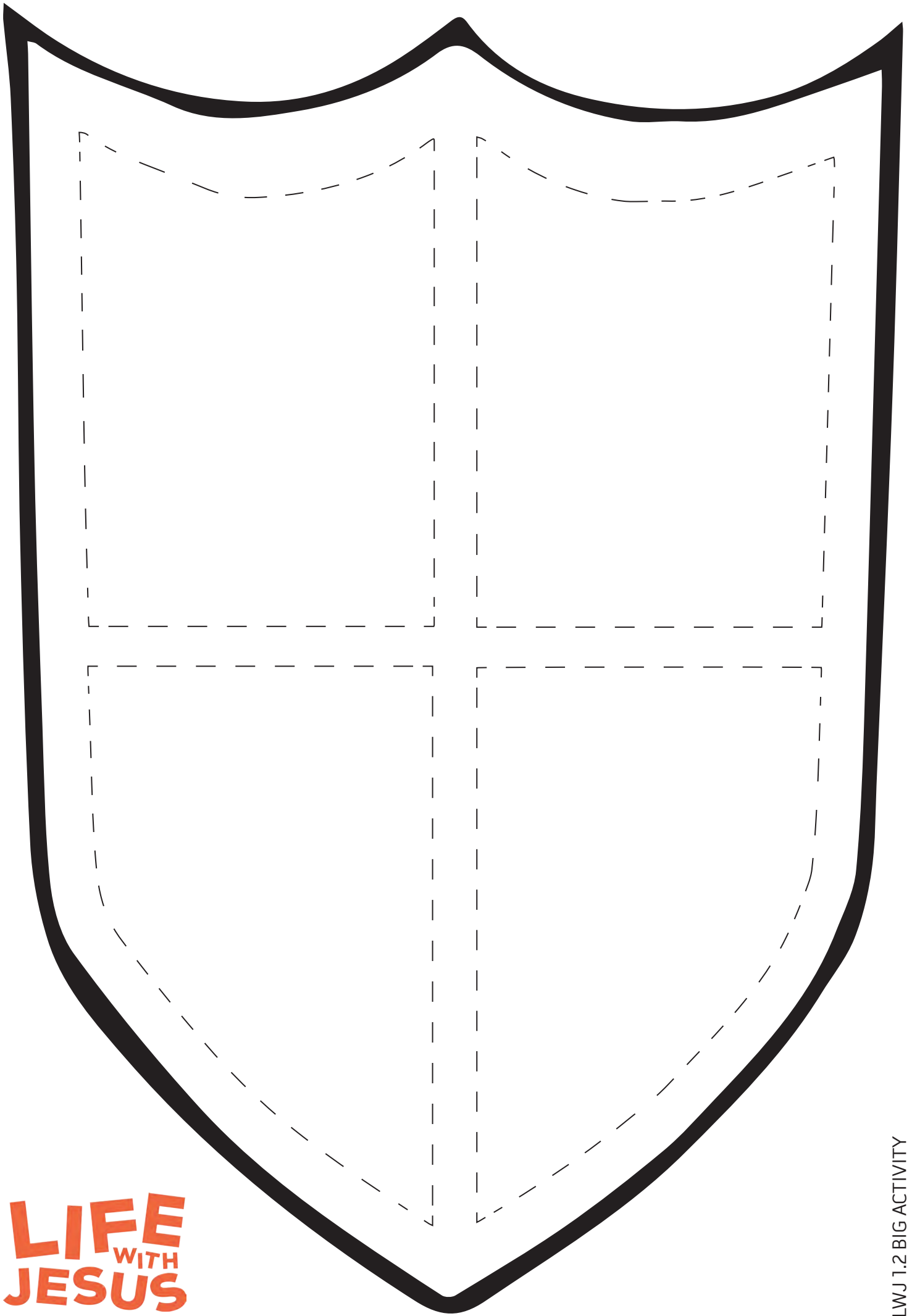
AGAINST THE DEVIL’S  
EVIL PLANS.”



EPHESIANS 6:10-11 (NIRV)

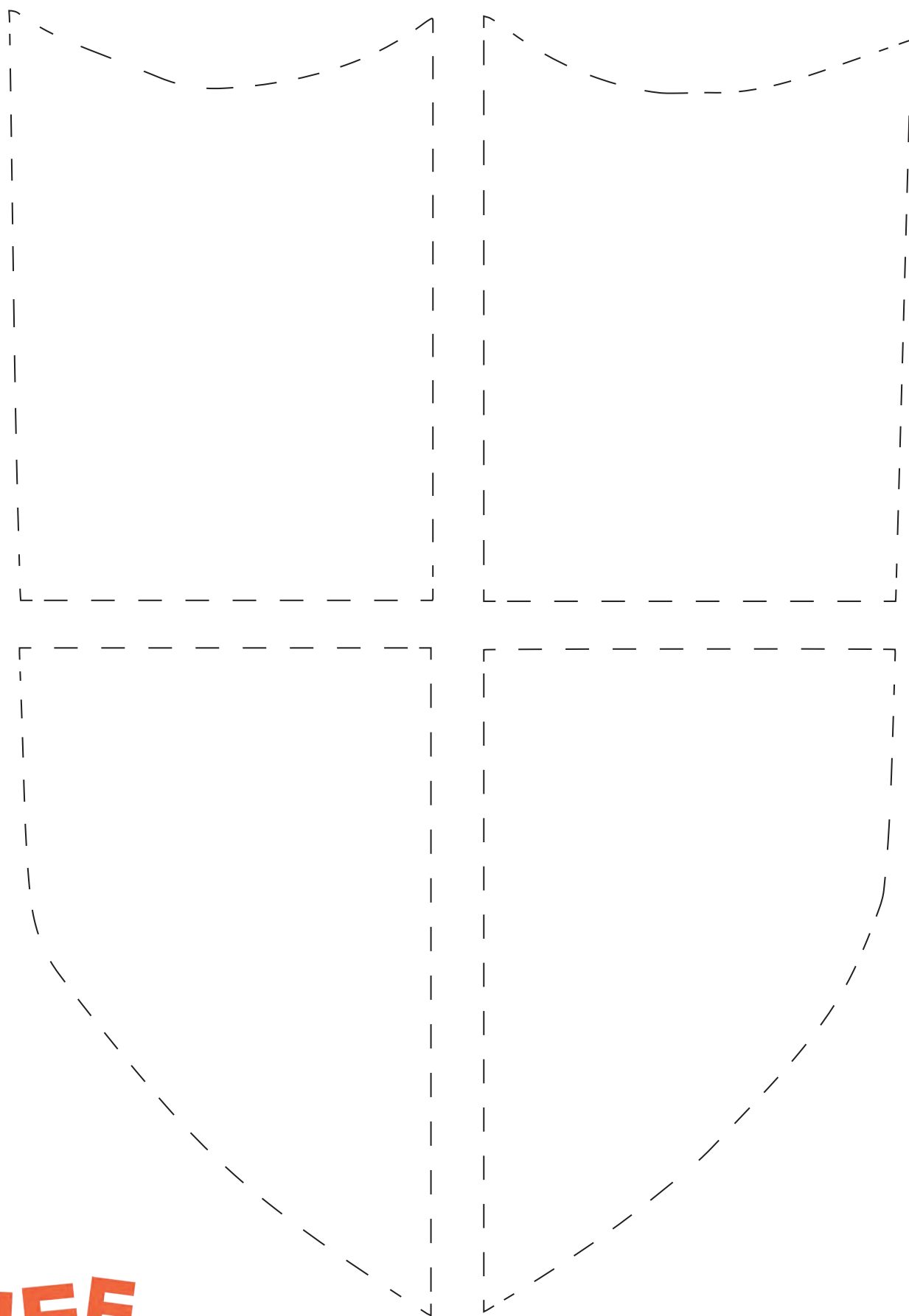
**LIFE**  
WITH  
**JESUS**

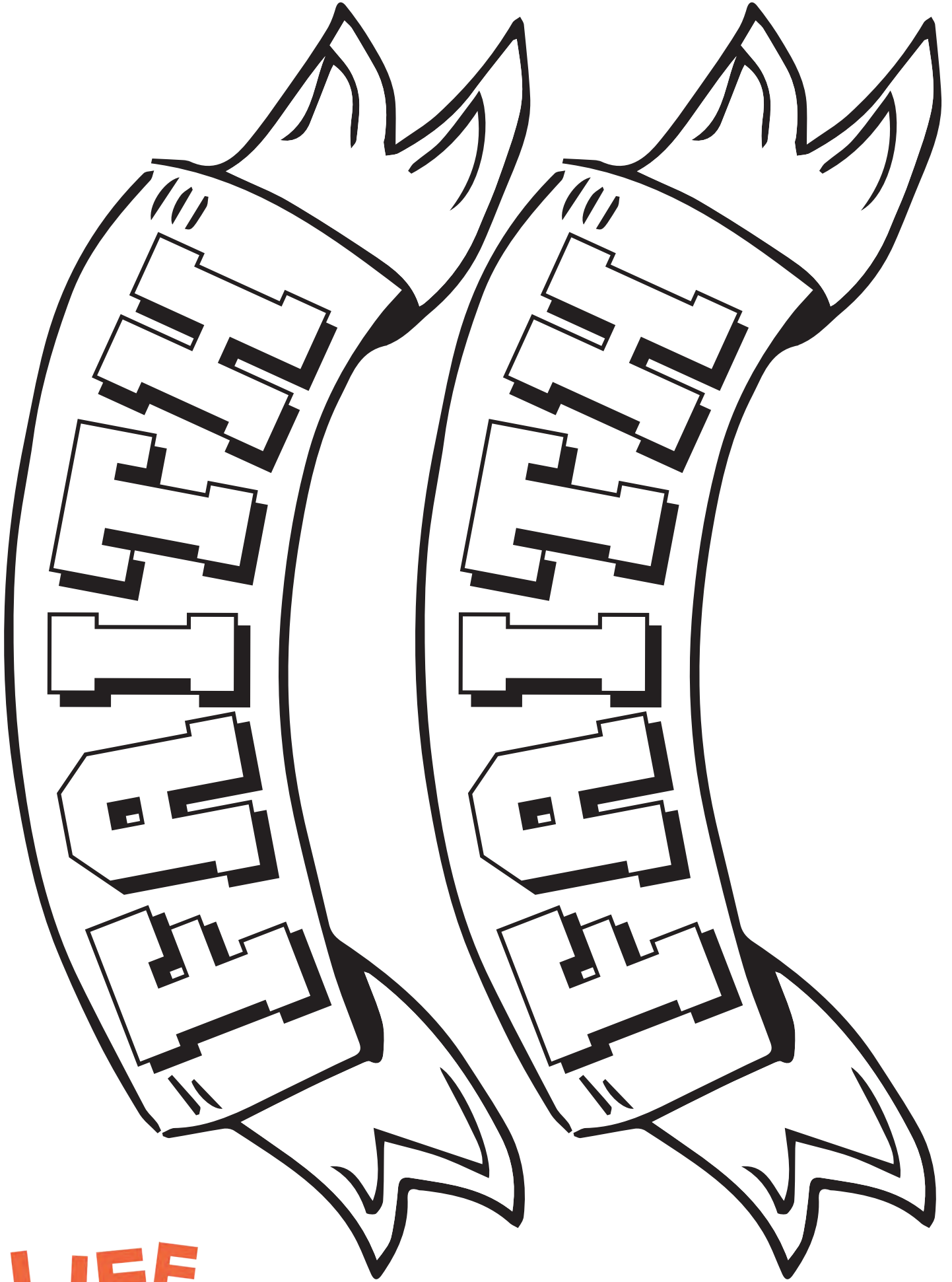




**LIFE**  
WITH  
**JESUS**

PRINT THIS PAGE ONTO VARIOUS COLOURS OF PAPER,  
CUT AROUND THE SHAPES AND STICK CONTRASTING COLOURS ONTO THE SHIELD





**LIFE**  
WITH  
**JESUS**



# BIG

CURRICULUM

LIFE WITH JESUS

*Big Idea*  
*Big Word*

## TAKE UP

"Let the Lord make you strong. Depend on his mighty power. Put on all of God's armour. Then you can remain strong against the devil's evil plans." Ephesians 6:10-11 (NIRV)

YOUR NAME

## BIBLE STUDY

GRAB YOUR BIBLE AND FIND A QUIET SPACE, LET'S DISCOVER WHAT GOD HAS TO SAY..

*BIBLE PASSAGES TO CHOOSE FROM: Psalm 140:7, Isaiah 52:7, Matthew 17:14-21  
John 3:16, John 14:27, Ephesians 6:10-18*

TODAY I READ: \_\_\_\_\_

IT WAS ALL ABOUT: \_\_\_\_\_

I LEARNT THAT: \_\_\_\_\_

MY PRAYER: \_\_\_\_\_

PRAISE REPORT! Write something that you're thankful to God for this week:

# BIG


YOUR NAME

## CURRICULUM LIFE WITH JESUS

*Big Idea*  
*Big Word*

### TAKE UP

"Let the Lord make you strong. Depend on his mighty power. Put on all of God's armour. Then you can remain strong against the devil's evil plans." Ephesians 6:10-11 (NIRV)



COLOUR EACH ITEM OF ARMOUR  
WITH A DIFFERENT COLOUR

- HELMET - BLUE
- SHIELD - ORANGE
- BREASTPLATE - YELLOW
- BELT - RED
- SHOES - BROWN
- SWORD - BLACK

USE THE CODE TO FINISH THE SENTENCE

\_\_\_\_\_ ON \_\_\_\_\_

\_\_\_\_\_ AND \_\_\_\_\_ ANYTHING.

A	B	C	D	E	F	G	H	I	J	K	L	M
N	O	P	Q	R	S	T	U	V	W	X	Y	Z

**BIG POINT  
TODAY I LEARNT...**

**PUT ON GOD'S ARMOUR  
AND STAND UP TO ANYTHING**

**PARENTS!**

Use these questions to kick start discussion with your children!

1. What does the shield represent in God's armour?
2. How can we stand up to anything?
3. Why does God give us armour?