

BIG

CURRICULUM LIFE WITH JESUS

YOUR NAME

Big Idea
Big Word

STAND FIRM

"Let the Lord make you strong. Depend on his mighty power. Put on all of God's armour. Then you can remain strong against the devil's evil plans." Ephesians 6:10-11 (NIRV)

WRITE THREE WAYS YOU CAN STAND FIRM IN YOUR LIFE WITH JESUS



1. _____



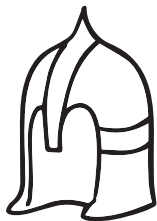
2. _____



3. _____



WRITE OR DRAW
WHAT JESUS MEANS
TO YOU



READ EPHESIANS 6:17 AND FILL IN THE MISSING WORDS

"TAKE THE _____ OF SALVATION

AND THE _____ OF THE SPIRIT.

WHICH IS THE _____ OF _____."



**BIG POINT
TODAY I LEARNT...**

PARENTS!

Use these questions to kick start discussion with your children!

1. What does the sword represent in God's armour?
2. How can we stand firm on God's Word?
3. When do you like to read the Bible?



BIG PICTURE:

ARMOUR OF GOD

BIG IDEA:

STAND FIRM

BIG POINT:

I CAN STAND FIRM ON GOD'S WORD

BIG WORD:

"LET THE LORD MAKE YOU STRONG. DEPEND ON HIS MIGHTY POWER. PUT ON ALL OF GOD'S ARMOUR. THEN YOU CAN REMAIN STRONG AGAINST THE DEVIL'S EVIL PLANS." EPHESIANS 6:10-11 (NIRV)

BiG USER AGREEMENT

Upon purchase of this resource, Hillsong Kids BiG gladly grants the buyer (The Licensee) or the organisation they represent, a free and non-exclusive license to tailor Hillsong Kids BiG print materials to fit their unique leadership requirements. However, it is prohibited to make changes to doctrine, scripture references, biblical principles and concepts presented. Please see doctrinal guidelines we have expressed in our What We Believe statement.

These resources are intended to be printed for use only by the buyer or the organisation they represent and may not be electronically transferred to or duplicated by others. Any unauthorised reproduction of this material or incorporation into a new work is a direct violation of copyright laws.

© Hillsong Church. All rights reserved.

DOCUMENT PURPOSE

This document is the Leader's Guide for BiG Picture ARMOUR OF GOD. It contains an outline to prepare an impacting small group time for you and your children.

The BiG 'Life with Jesus' User Guide document contains all the service element information, including the large group segment of your service.

Make sure you read through and prayerfully study this material prior to your service to be fully prepared to minister to your children.



Learning Outcomes

- At the conclusion of this lesson children will:
- Know that we can stand firm on God's word.
 - Learn that God's armour helps us live our life with Jesus.
 - Discover the helmet of salvation and the sword of the spirit in the armour of God.

BIG POINT:

I CAN STAND FIRM ON GOD'S WORD

BIG WORD:

"LET THE LORD MAKE YOU STRONG. DEPEND ON HIS MIGHTY POWER. PUT ON ALL OF GOD'S ARMOUR. THEN YOU CAN REMAIN STRONG AGAINST THE DEVIL'S EVIL PLANS." EPHESIANS 6:10-11 (NIRV)

KIDS DISCIPLESHIP GROUP (KDG)

DOCUMENT PURPOSE

Use this KDG outline to prepare an impacting small group time for you and your children.

CONNECT TIME

Which do you like riding best; skateboard, scooter or bike?

THE BIG QUESTION (TO DISCUSS IN YOUR KDG'S)

1. How does the sword of the Spirit help us in the armour of God?

The sword is the only weapon mentioned in the armour of God, the only thing that is used in an attack. The sword is the sword of the Spirit. 2 Corinthians 10:4 (NIV) "The weapons we fight with are not the weapons of the world. On the contrary, they have divine power to demolish strongholds." The weapon we have to fight with is the sword of God's Word. With God's Word we can fight the lies of the enemy.

2. What does the 'helmet of salvation' represent?

A soldier would never enter a battle without a helmet, it protects the head! The Armour of God includes the helmet of salvation. Salvation means that Jesus saved us from sin. This salvation is the control centre of our life. From this all the parts of our life are outworked. 1 Thessalonians 5:8-10 (NIRV) "Let us put on the hope of salvation like a helmet. God didn't choose us to receive his anger. He chose us to receive salvation because of what our Lord Jesus Christ has done. Jesus died for us."

3. What we can we stand firm on?

We can stand firm on God's Word no matter what comes against us. God's Word is solid and sure, true and everlasting. 1 Corinthians 15:57-58 (NIV) "Thanks be to God! He gives us the victory through our Lord Jesus Christ. Therefore, my dear brothers and sisters, stand firm. Let nothing move you. Always give yourselves fully to the work of the Lord, because you know that your labor in the Lord is not in vain."



ACTIVITY SHEETS

Children complete the activity sheets in this time.

THE BIG ACTIVITY

Purpose: To remind the children that we can stand firm on God's Word.

Directions: Give each child a Stand Firm Person page printed from the print material files onto thin card paper. (If you have much younger children or a large group, you may like to pre-cut the shapes before the lesson.) Children can colour in the armour of God person shape. Next help the children to cut around the shapes. Take the longer strip of card and bend it around into a circle overlapping to the line and taping the two ends tightly together. Cut two slits into the bottom of the person shape and slide it onto the circle so that the person can stand up.

Explanation: We can stand firm on God's Word. God's Word is a sure foundation and a solid rock. Psalm 18:2 (NIV) "The Lord is my rock, my fortress and my deliverer; my God is my rock, in whom I take refuge, my shield and the horn of my salvation, my stronghold." No matter what comes against us, we can stand firm on God's Word.

BIG WORD

"Let the Lord make you strong. Depend on his mighty power. Put on all of God's armour. Then you can remain strong against the devil's evil plans." Ephesians 6:10-11 (NIRV)

Practice the Big Word together by saying or singing it while you try to stand firm with these physical challenges.

1. Hop on one foot while you say/sing the Big Word.
2. Walk backwards in a circle while you say/sing the Big Word.
3. Balance on one foot with your arms stretched out while you say/sing the Big Word.
4. Use only one foot and one hand to stand while you say/sing the Big Word.

GAME

Don't Spill

With the players seated at a table set up the game by placing a circle on in front of one player. Give them a glass of water and blindfold them. This player is the pilot and must be guided by another player as the navigator to place the glass of water in the centre of the circle. They get one chance to do it without spilling the water before allowing another player the next turn.

PRAYER

Dear God,

Thank You that we can stand firm on Your Word. Help us to raise our sword and use Your word when we face battles.

In Jesus name, Amen

Supplies Needed:

Stand Firm Person page supplied in print material files, printed on thin card paper. Scissors, tape, colouring pencils.

Supplies Needed:

A blindfold, a glass of water, a large sheet of paper with a circle drawn on it.

BIG

CURRICULUM
LIFE WITH JESUS

YOUR NAME

Big Idea
Big Word

STAND FIRM

"Let the Lord make you strong. Depend on his mighty power. Put on all of God's armour. Then you can remain strong against the devil's evil plans." Ephesians 6:10-11 (NIRV)

BIBLE STUDY

GRAB YOUR BIBLE AND FIND A QUIET SPACE, LET'S DISCOVER WHAT GOD HAS TO SAY..

BIBLE PASSAGES TO CHOOSE FROM: Psalm 18:2, 1 Corinthians 15:57-58, 2 Corinthians 10:4, 1 Thessalonians 5:8-10, 2 Timothy 3:16-17, Ephesians 1:3-23, Hebrews 4:12, 1 Peter 1:13

TODAY I READ: _____


IT WAS ALL ABOUT: _____

I LEARNT THAT: _____


MY PRAYER: _____

PRAISE REPORT! Write something that you're thankful to God for this week:

LIFE WITH JESUS



1. COLOUR IN THE PERSON AND THE WORDS.
2. CUT AROUND THE DOTTED LINES.
3. LOOP THE LONG STRIP OF PAPER INTO A CIRCLE AND TAPE OR STAPLE THE TWO ENDS TOGETHER.
4. CUT TWO SLITS ALONG THE DOTTED LINES AT THE BOTTOM OF THE PERSON SHAPE.
5. SLIDE THE PERSON SHAPE ONTO THE CIRCLE LOOP.
6. NOW YOUR PERSON CAN STAND UP! YAY!



STAND FIRM
PUT ON GOD'S ARMOUR
AND STAND UP TO
ANYTHING

